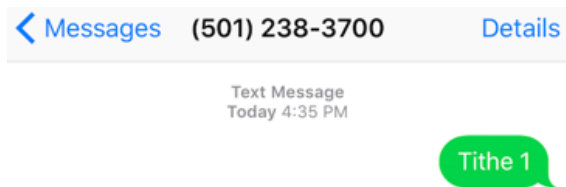


5 Steps for Setting Up Text-to-Give

STEP 1:

Text keyword “tithe” followed by a space and the amount you would like to give to 501-238-3700.

- In this example, we gave \$1 to tithe.
- Note: You MUST place a space in between “tithe” and the amount!



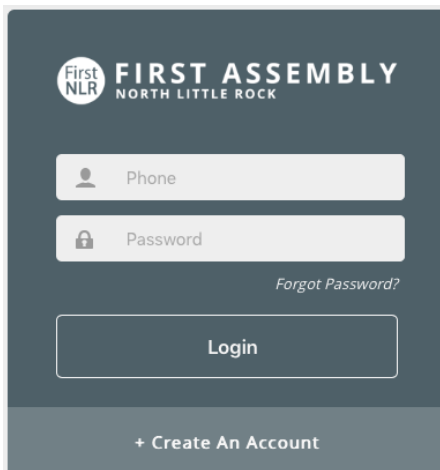
STEP 2:

You will receive a reply text with a link to log into your SecureGive account at firstnlr.securegive.com. Click on the link and follow directions on screen.

To setup this device for text giving to First Assembly of God North Little Rock, please click <http://kaduh4.info/bj1PclG>

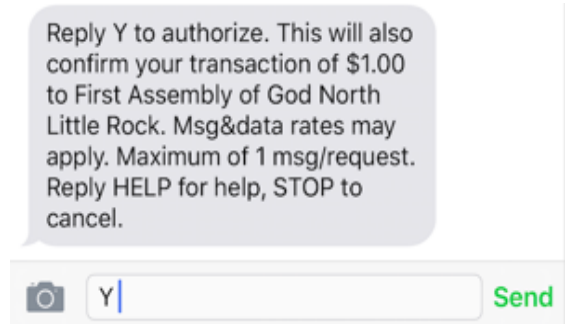
STEP 3:

Log in with your SecureGive account, or set up an account if you don't have one.



STEP 4:

You will then receive a text asking to confirm your donation. Reply “Y” to authorize the transaction from your text message.



STEP 5:

You will receive a text stating your phone is authorized to Text-to-Give, followed by another text confirming the transaction was successfully accepted.

Your phone number is now authorized for text to give services.

Your transaction has been successfully accepted. Thank you for your gift!

YOU'RE DONE!

Every time you use Text-to-Give in the future, simply text the word “tithe” followed by a space and the amount you would like to give to 501-238-3700.