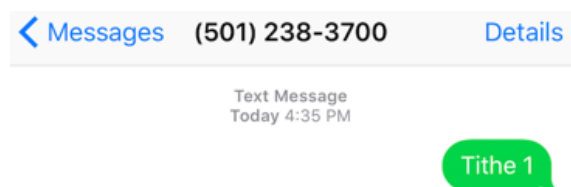


# 5 Steps for Setting Up Text-to-Give

## STEP 1:

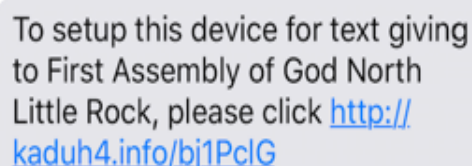
Text keyword "Irtithe" followed by a space and the amount you would like to give to 501-238-3700.

- In this example, we gave \$1 to tithe.
- Note: You MUST place a space in between "tithe" and the amount!



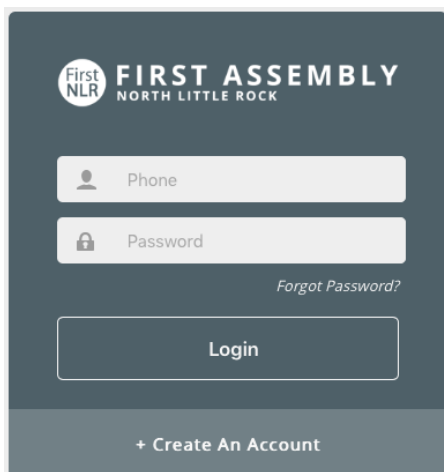
## STEP 2:

You will receive a reply text with a link to log into your SecureGive account at [firstnlr.securegive.com](http://firstnlr.securegive.com). Click on the link and follow directions on screen.

A screenshot of a text message. The text reads: "To setup this device for text giving to First Assembly of God North Little Rock, please click <http://kaduh4.info/bj1PclG>".

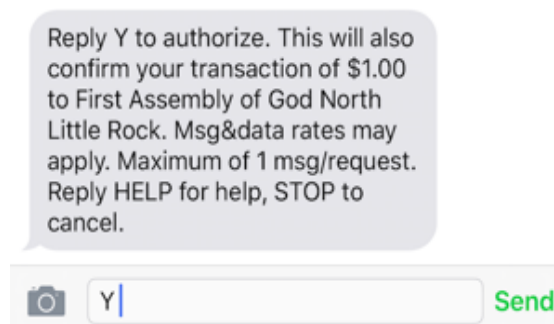
## STEP 3:

Log in with your SecureGive account, or set up an account if you don't have one.



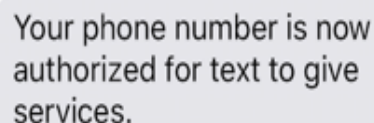
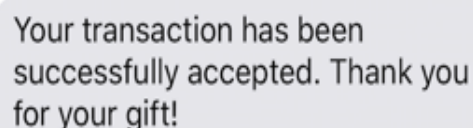
## STEP 4:

You will then receive a text asking to confirm your donation. Reply "Y" to authorize the transaction from your text message.



## STEP 5:

You will receive a text stating your phone is authorized to Text-to-Give, followed by another text confirming the transaction was successfully accepted.

A screenshot of a text message. The text reads: "Your phone number is now authorized for text to give services."A screenshot of a text message. The text reads: "Your transaction has been successfully accepted. Thank you for your gift!"

## YOU'RE DONE!

Every time you use Text-to-Give in the future, simply text the word "Irtithe" followed by a space and the amount you would like to give to 501-238-3700.